



# HASSLE FREE HAULING.



THE DURABILITY YOU DEMAND,  
THE VERSATILITY YOU DESERVE.



# CUSTOMIZATION IS OUR SPECIALTY

## 02 CARGO



## 03-04 CAR HAULERS



## 05-06 RACE TRAILERS



## 07 CONTRACTOR



## 08 RECREATIONAL



By Novae®

# CARGO TRAILERS

## QUAKE



Sidewall Vent



Black Mod Radial Tires



### FEATURES

- Aluminum Framed Side Door with Flush Lock
- Full Height Floor Crossmembers
- Seamless Aluminum Roof
- 7/16" OSB Walls with OSB Trim
- 78" Interior Height - Tandem Axles
- Ramp Door

| Size                | GVWR | Size                    | GVWR |
|---------------------|------|-------------------------|------|
| 5' x 8' - 5' x 10'  | 3K   | 6' x 12'                | 7K   |
| 6' x 10' - 6' x 14' | 3K   | 7' x 12' - 7' x 16'     | 7K   |
| 7' x 12'            | 3.5K | 8.5' x 16' - 8.5' x 24' | 7K   |
| 6' x 10' - 6' x 14' | 5K   |                         |      |
| 7' x 12' - 7' x 14' | 5K   |                         |      |

## TREMOR



ATP Nose Cap

### FEATURES

- Slope Wedge with Sloped Stoneguard
- 16" On-Center Tube Sidewall Posts
- 16" On-Center Full Height Floor Crossmembers
- .030 Screwless Exterior
- ATP Nose Cap
- 3" Top and Bottom Trim

| Size                    | GVWR | Size                    | GVWR |
|-------------------------|------|-------------------------|------|
| 5' x 8' - 5' x 10'      | 3K   | 7' x 14' - 7' X 20'     | 10K  |
| 6' x 10' - 6' x 14'     | 3K   | 8.5' x 16' - 8.5' x 24' | 10K  |
| 7' x 12'                | 3.5K | 8.5' x 16' - 8.5' x 34' | 14K  |
| 6' x 10' - 6' x 14'     | 5K   |                         |      |
| 6' x 12'                | 7K   |                         |      |
| 7' x 12' - 7' x 20'     | 7K   |                         |      |
| 8.5' x 16' - 8.5' x 24' | 7K   |                         |      |



## SHOCKWAVE

### FEATURES

- Slope Wedge with Sloped Stoneguard
- 16" On-Center Sidewall Posts and Roof Bows
- 16" On-Center Floor Full Height Crossmembers
- .030 Screwless Exterior
- Torsion Axles
- Adjustable Coupler with Extended Tongue and Set Back Jack
- Aluminum Wheels

| Size                | GVWR | Size                    | GVWR |
|---------------------|------|-------------------------|------|
| 5' x 8' - 5' x 10'  | 3K   | 6' x 12'                | 7K   |
| 6' x 10' - 6' x 14' | 3K   | 7' x 12' - 7' x 18'     | 7K   |
| 7' x 12'            | 3.5K | 7.5' x 14' - 7.5' x 20' | 7K   |
|                     |      | 8.5' x 14' - 8.5' x 24' | 7K   |
|                     |      | 7' x 14' - 7' X 20'     | 10K  |
|                     |      | 8.5' x 16' - 8.5' x 24' | 10K  |
|                     |      | 8.5' x 16' - 8.5' x 34' | 14K  |



## SHOCKWAVE ALUMINUM

### FEATURES

- Slope Wedge with Sloped Stoneguard
- 16" On-Center Sidewall Posts and Roof Bows
- 24" (SA) 16" (TA) On-Center Floor Crossmembers
- .030 Screwless Exterior
- Spring Axles
- Aluminum Wheels



| Size                    | GVWR |
|-------------------------|------|
| 6' x 10' - 6' x 14'     | 3K   |
| 6' x 12'                | 7K   |
| 7' x 12' - 7' x 18'     | 7K   |
| 7.5' x 12' - 7.5' x 20' | 7K   |

## CARGO TRAILERS

# CAR HAULERS

## QUAKE



D-Rings

| Size                    | GVWR |
|-------------------------|------|
| 8.5' x 16' - 8.5' x 24' | 7K   |
| 8.5' x 16' - 8.5' x 24' | 10K  |

### FEATURES

- Aluminum Framed Side Door with Flush Lock
- Full Height Floor Crossmembers
- Seamless Aluminum Roof
- 7/16" OSB Walls with OSB Trim
- Ramp Door with Flap
- Beavertail
- (4) 5K D-Rings



## TREMOR



.030 Screwless Exterior



High Performance Wood Walls and Trim

### FEATURES

- Slope Wedge with Sloped Stoneguard
- 16" On-Center Sidewall Posts, Crossmembers, and Roof Bows
- .030 Screwless Exterior
- Ramp Door with Flap
- Beavertail
- (4) 5K D-Rings
- LED Taillights with Integrated Backup

| Size                    | GVWR |
|-------------------------|------|
| 8.5' x 16' - 8.5' x 28' | 7K   |
| 8.5' x 16' - 8.5' x 28' | 10K  |



# CAR HAULERS

## SHOCKWAVE



Torsion Axles with Aluminum Wheels



Fully Finished Interior

| Size                    | GVWR |
|-------------------------|------|
| 8.5' x 16' - 8.5' x 28' | 7K   |
| 8.5' x 16' - 8.5' x 28' | 10K  |

### FEATURES

- Slope Wedge with Sloped Stoneguard
- 16" On-Center Sidewall Posts, Crossmembers, and Roof Bows
- .030 Screwless Exterior
- Torsion Axles
- Adjustable Coupler with Extended Tongue and Set Back Jack
- Aluminum Wheels
- 16" Wood Ramp Flap with Bullnose Cap
- Beavertail
- (4) 5K D-Rings



## SHOCKWAVE GOOSENECK



Exterior Options Shown



Interior Options Shown

### FEATURES

- Gooseneck - Bullnose Front End with Rounded Corners
- 16" On-Center Sidewall Posts, Crossmembers, and Roof Bows
- 8" Tube Main Frame
- .030 Screwless Exterior
- Torsion Axles
- Aluminum Wheels
- Ramp Door with Flap
- Beavertail
- (4) 5K D-Rings
- White Vinyl Ceiling Liner

| Size                    | GVWR |
|-------------------------|------|
| 8.5' x 28' - 8.5' x 34' | 10K  |
| 8.5' x 36' - 8.5' x 38' | 15K  |
| 8.5' x 40' - 8.5' x 52' | 21K  |



# RACE TRAILERS

## SHOCKWAVE



Exterior Options Available



Interior Options Available

### FEATURES

- Bull Nose Racer Profile
- Torsion Axles
- 16" On-Center Sidewall Posts, Crossmembers, and Roof Bows
- White Vinyl Walls
- White Vinyl Ceiling Liner
- Aluminum Wheels
- .030 Exterior - Screwless



| Size                    | GVWR |
|-------------------------|------|
| 8.5' x 16' - 8.5' x 26' | 7K   |
| 8.5' x 16' - 8.5' x 32' | 10K  |
| 8.5' x 16' - 8.5' x 34' | 14K  |
| 8.5' x 28' - 8.5' x 34' | 15K  |
| 8.5' x 28' - 8.5' x 34' | 21K  |


## SHOCKWAVE ALUMINUM



| Size                    | GVWR |
|-------------------------|------|
| 8.5' x 16' - 8.5' x 26' | 7K   |
| 8.5' x 16' - 8.5' x 34' | 10K  |

### FEATURES

- All Aluminum Frame Construction
- Bull Nose Racer Profile
- Torsion Axles
- 16" On-Center Sidewall Posts, Crossmembers, and Roof Bows
- White Vinyl Walls
- White Vinyl Ceiling Liner
- Aluminum Wheels
- .030 Screwless Exterior
- 48" Side Door with Flush Lock
- 9" Rear Spoiler with (2) Load Lights



# RACE TRAILERS

## AFTERSHOCK



Exterior Options Available



Interior Options Available

### FEATURES

- Bull Nose Racer Profile
- Heavy Duty Extruded Top Trim and 5.5" Bottom Trim
- Semi-Trailer Front and Rear Corner Castings
- Torsion Axles in Spread Configuration
- 16" On-Center Sidewall Posts, Crossmembers, and Roof Bows
- White Vinyl Walls and Ceiling
- Aluminum Wheels
- .040 Screwless Exterior (White or Black Std.)

| Size                    | GVWR |
|-------------------------|------|
| 8.5' x 20' - 8.5' x 26' | 7K   |
| 8.5' x 20' - 8.5' x 34' | 10K  |
| 8.5' x 20' - 8.5' x 34' | 14K  |
| 8.5' x 26' - 8.5' x 34' | 18K  |
| 8.5' x 26' - 8.5' x 34' | 21K  |



## AFTERSHOCK GOOSENECK / FIFTH WHEEL



Interior Options Available

### FEATURES

- 8" Tube Frame
- ATP Covered Riser Wall
- Riser Wall Access Door

| Size                    | GVWR |
|-------------------------|------|
| 8.5' x 28' - 8.5' x 34' | 10K  |
| 8.5' x 36' - 8.5' x 38' | 15K  |
| 8.5' x 40' - 8.5' x 52' | 21K  |



# CONTRACTOR TRAILERS

## FREELANCER DELUXE



### FEATURES

- Reinforced Roof with 8" On-Center Bows
- Tool Boxes
- Recessed Wall E-Track
- 16" On-Center Tube Sidewall Posts
- 16" On-Center Full Height Floor Crossmembers
- Torsion Axles
- Double Rear Doors with Rear Step Bumper
- Extended Tongue with Adjustable Coupler and 7K Jack
- 30 Amp Electrical Package
- Salem Sidewall Vents
- Rear Drop-Down Stab Jacks with Sand Pads



Tool Boxes



Double Rear Doors

| Size                    | GVWR |
|-------------------------|------|
| 7' x 12' - 7' x 20'     | 7K   |
| 8.5' x 12' - 8.5' x 20' | 7K   |
| 7' x 12' - 7' x 20'     | 10K  |
| 8.5' x 12' - 8.5' x 20' | 10K  |

## FREELANCER



Exterior



Optional H/D Ladder Racks

| Size                    | GVWR |
|-------------------------|------|
| 7' x 12' - 7' x 20'     | 7K   |
| 8.5' x 12' - 8.5' x 20' | 7K   |
| 7' x 12' - 7' x 20'     | 10K  |
| 8.5' x 12' - 8.5' x 20' | 10K  |

### FEATURES

- Reinforced Roof with 8" On-Center Bows
- 16" On-Center Tube Sidewall Posts
- 16" On-Center Full Height Floor Crossmembers
- Torsion Axles
- Double Rear Doors Or Ramp Door with Flap
- Extended Tongue with Adjustable Coupler and 7K Jack
- 30 Amp Electrical Package



# RECREATIONAL TRAILERS

## SUB-ZERO ALUMINUM



Exterior



Optional Interior

| Size                | GVWR |
|---------------------|------|
| 7' x 19' - 7' x 29' | 7K   |

### FEATURES

- All Aluminum
- 16" On-Center Tube Walls
- 16" On-Center Tube Floor Crossmembers
- 16" On-Center Tube Roof Bows
- Front and Rear Ramp Doors with Spring Assist
- .030 Screwless Exterior
- 12" Flaps on Both Ramps with Hingeless Brackets



## RANGER UTV DLX



Exterior Options Available



Interior Options Available

| Size                    | GVWR |
|-------------------------|------|
| 7.5' x 14' - 7.5' x 20' | 10K  |

### FEATURES

- Off The Grid Trailer with Sprint Top Roof Style
- 16" On-Center Sidewall Posts, Crossmembers, and Roof Bows
- Sink and Cassette Toilet
- Off Road Black Aluminum Wheels
- Extra Height For UTV's
- .030 Screwless Exterior
- Happi-Jac Bed with Queen Size Mattress
- Insulated Ceiling
- Egress Windows





# THE IMPACT TRAILERS ADVANTAGE

## BUILT TO A HIGHER STANDARD

Impact has been known for innovation, durability and unequaled performance. Impact offers a wide selection of trailers with unbeatable features and value. Whether you need a specially-customized trailer for your business or a no-frills trailer for everyday towing, Impact has the perfect solution.



**1 TUBE MAIN RAILS**  
Lighter than I-Beam competitors while providing more torsional rigidity. Our trailers haul more and last longer.

**2 FULL HEIGHT Z-CROSSMEMBERS**  
Standard on all steel frames, Z-shapes maximize strength without adding weight. This provides you with a true unibody frame.



**FULLY WELDED WHEELBOXES**  
Protect your valuables from the elements by tying the wheelbox to the dust-proof wall. This prevents dust and debris from blanketing your cargo.



**REINFORCED PLATE**  
7 ga steel bentline reinforces the tongue assembly to the main rail. This distributes the forces over a wider area and picks up the full strength of tube tongue members.



**DUST WALL DESIGN**  
Featured on 8.5' models, it prevents water, dust, and debris from entering the interior and inner wall cavity while adding strength as a structural component. All other models are sealed by the wall sitting on the frame rail.

**6 CROWNED TUBE ROOF BOWS**  
Superior to stamped hat sections, crowned tube bows transfer vertical loads to the sidewalls for added strength and shed water more effectively than flat roofs.



**TIE DOWNS**  
All of our recessed floor mounted D-rings are bolted to a frame-welded backing plate.



**7 ELECTRIC BRAKES**  
When it comes to safety, we will never cut corners. Gel-coat fittings are used on all brake connections. All tandem and triple axle models have brakes on all axles.

**HEAVY DUTY HINGES**  
All ramp doors are standard with heavy duty hinges, grease zerks and a solid 3/4" steel rod for added strength.

## OPTIONS



5,000 LB. D-RING



ALUMINUM WHEELS



REAR FLARE PACKAGE




11" DELUXE DOME LIGHT



CUSTOM INTERIOR




SUMMIT RAMP DOOR



RECESSED E-TRACK




BLACKOUT PACKAGE WITH UTV ESCAPE DOOR



BLACK LON COIN

CHECKERBOARD LINOLEUM



RUBBER ATP

MARBLE LINOLEUM




INTERIOR CABINETS AND SHELF WITH ELECTRICAL PACKAGE



REAR STABILIZER JACKS



HEAVY DUTY LADDER RACKS WITH ROLLER



CUSTOM INTERIOR



ULTIMATE ESCAPE DOOR



Impact Trailers Division  
Novae LLC  
19224 Co Rd 8, Bristol, IN 46507



SCAN TO VISIT  
OUR WEBSITE



Information printed in this brochure is based upon the latest product data available at the time of printing. Impact reserves the right to make changes at any time pursuant to colors, materials, models, specifications, options or pricing without notice or obligation. All specifications are approximate and dimensions are nominal. Text may refer to optional equipment which may not be included as standard items on your model of choice. Photography and illustrations may also show optional items available at an additional cost. Consult your authorized Impact dealer for complete details. All rights reserved.

© 2023 Novae LLC



*Authorized Impact Trailer Dealer*

