



HASSLE FREE HAULING.



THE DURABILITY YOU DEMAND,
THE VERSATILITY YOU DESERVE.



CUSTOMIZATION IS OUR SPECIALTY

02 CARGO



03-04 CAR HAULERS



05-06 RACE TRAILERS



07 CONTRACTOR



08 RECREATIONAL



CARGO TRAILERS

QUAKE



Sidewall Vent



Black Mod Radial Tires



FEATURES

- Aluminum Framed Side Door with Flush Lock
- Full Height Floor Crossmembers
- Seamless Aluminum Roof
- 7/16" OSB Walls with OSB Trim
- 78" Interior Height - Tandem Axles
- Ramp Door

Size	GVWR	Size	GVWR
5' x 8' - 5' x 10'	3K	6' x 12'	7K
6' x 10' - 6' x 14'	3K	7' x 12' - 7' x 16'	7K
7' x 12'	3.5K	8.5' x 16' - 8.5' x 24'	7K
6' x 10' - 6' x 14'	5K		
7' x 12' - 7' x 14'	5K		

TREMOR



ATP Nose Cap

FEATURES

- Slope Wedge with Sloped Stoneguard
- 16" On-Center Tube Sidewall Posts
- 16" On-Center Full Height Floor Crossmembers
- .030 Screwless Exterior
- ATP Nose Cap
- 3" Top and Bottom Trim



Size	GVWR	Size	GVWR
5' x 8' - 5' x 10'	3K	7' x 14' - 7' x 20'	10K
6' x 10' - 6' x 14'	3K	8.5' x 16' - 8.5' x 24'	10K
7' x 12'	3.5K	8.5' x 16' - 8.5' x 34'	14K
6' x 10' - 6' x 14'	5K		
6' x 12'	7K		
7' x 12' - 7' x 20'	7K		
8.5' x 16' - 8.5' x 24'	7K		

SHOCKWAVE

FEATURES

- Slope Wedge with Sloped Stoneguard
- 16" On-Center Sidewall Posts and Roof Bows
- 16" On-Center Floor Full Height Crossmembers
- .030 Screwless Exterior
- Torsion Axles
- Adjustable Coupler with Extended Tongue and Set Back Jack
- Aluminum Wheels

Size	GVWR	Size	GVWR
5' x 8' - 5' x 10'	3K	6' x 12'	7K
6' x 10' - 6' x 14'	3K	7' x 12' - 7' x 18'	7K
7' x 12'	3.5K	7.5' x 14' - 7.5' x 20'	7K
		8.5' x 14' - 8.5' x 24'	7K
		7' x 14' - 7' x 20'	10K
		8.5' x 16' - 8.5' x 24'	10K
		8.5' x 16' - 8.5' x 34'	14K



SHOCKWAVE ALUMINUM

FEATURES

- Slope Wedge with Sloped Stoneguard
- 16" On-Center Sidewall Posts and Roof Bows
- 24" (SA) 16" (TA) On-Center Floor Crossmembers
- .030 Screwless Exterior
- Spring Axles
- Aluminum Wheels



Size	GVWR
6' x 10' - 6' x 14'	3K
6' x 12'	7K
7' x 12' - 7' x 18'	7K
7.5' x 12' - 7.5' x 20'	7K

CAR HAULERS

QUAKE



D-Rings

Size	GVWR
8.5' x 16' - 8.5' x 24'	7K
8.5' x 16' - 8.5' x 24'	10K

FEATURES

- Aluminum Framed Side Door with Flush Lock
- Full Height Floor Crossmembers
- Seamless Aluminum Roof
- 7/16" OSB Walls with OSB Trim
- Ramp Door with Flap
- Beavertail
- (4) 5K D-Rings



TREMOR



.030 Screwless Exterior



High Performance Wood Walls and Trim

FEATURES

- Slope Wedge with Sloped Stoneguard
- 16" On-Center Sidewall Posts, Crossmembers, and Roof Bows
- .030 Screwless Exterior
- Ramp Door with Flap
- Beavertail
- (4) 5K D-Rings
- LED Taillights with Integrated Backup

Size	GVWR
8.5' x 16' - 8.5' x 28'	7K
8.5' x 16' - 8.5' x 28'	10K



CAR HAULERS

SHOCKWAVE



Torsion Axles with Aluminum Wheels



Fully Finished Interior

Size	GVWR
8.5' x 16' - 8.5' x 28'	7K
8.5' x 16' - 8.5' x 28'	10K

FEATURES

- Slope Wedge with Sloped Stoneguard
- 16" On-Center Sidewall Posts, Crossmembers, and Roof Bows
- .030 Screwless Exterior
- Torsion Axles
- Adjustable Coupler with Extended Tongue and Set Back Jack
- Aluminum Wheels
- 16" Wood Ramp Flap with Bullnose Cap
- Beavertail
- (4) 5K D-Rings



SHOCKWAVE GOOSENECK



Exterior Options Shown



Interior Options Shown

FEATURES

- Gooseneck - Bullnose Front End with Rounded Corners
- 16" On-Center Sidewall Posts, Crossmembers, and Roof Bows
- 8" Tube Main Frame
- .030 Screwless Exterior
- Torsion Axles
- Aluminum Wheels
- Ramp Door with Flap
- Beavertail
- (4) 5K D-Rings
- White Vinyl Ceiling Liner

Size	GVWR
8.5' x 28' - 8.5' x 34'	10K
8.5' x 36' - 8.5' x 38'	15K
8.5' x 40' - 8.5' x 52'	21K



RACE TRAILERS

SHOCKWAVE



Exterior Options Available



Interior Options Available

FEATURES

- Bull Nose Racer Profile
- Torsion Axles
- 16" On-Center Sidewall Posts, Crossmembers, and Roof Bows
- White Vinyl Walls
- White Vinyl Ceiling Liner
- Aluminum Wheels
- .030 Exterior - Screwless



Size	GVWR
8.5' x 16' - 8.5' x 26'	7K
8.5' x 16' - 8.5' x 32'	10K
8.5' x 16' - 8.5' x 34'	14K
8.5' x 28' - 8.5' x 34'	15K
8.5' x 28' - 8.5' x 34'	21K


SHOCKWAVE ALUMINUM



Size	GVWR
8.5' x 16' - 8.5' x 26'	7K
8.5' x 16' - 8.5' x 34'	10K

FEATURES

- All Aluminum Frame Construction
- Bull Nose Racer Profile
- Torsion Axles
- 16" On-Center Sidewall Posts, Crossmembers, and Roof Bows
- White Vinyl Walls
- White Vinyl Ceiling Liner
- Aluminum Wheels
- .030 Screwless Exterior
- 48" Side Door with Flush Lock
- 9" Rear Spoiler with (2) Load Lights



RACE TRAILERS

AFTERSHOCK



Exterior Options
Available



Interior Options
Available

FEATURES

- Bull Nose Racer Profile
- Heavy Duty Extruded Top Trim and 5.5" Bottom Trim
- Semi-Trailer Front and Rear Corner Castings
- Torsion Axles in Spread Configuration
- 16" On-Center Sidewall Posts, Crossmembers, and Roof Bows
- White Vinyl Walls and Ceiling
- Aluminum Wheels
- .040 Screwless Exterior (White or Black Std.)

Size	GVWR
8.5' x 20' - 8.5' x 26'	7K
8.5' x 20' - 8.5' x 34'	10K
8.5' x 20' - 8.5' x 34'	14K
8.5' x 26' - 8.5' x 34'	18K
8.5' x 26' - 8.5' x 34'	21K

AFTERSHOCK GOOSENECK / FIFTH WHEEL



Interior Options
Available

FEATURES

- 8" Tube Frame
- ATP Covered Riser Wall
- Riser Wall Access Door

Size	GVWR
8.5' x 28' - 8.5' x 34'	10K
8.5' x 36' - 8.5' x 38'	15K
8.5' x 40' - 8.5' x 52'	21K



CONTRACTOR TRAILERS

FREELANCER DELUXE



Tool Boxes



Double Rear Doors

FEATURES

- Reinforced Roof with 8" On-Center Bows
- Tool Boxes
- Recessed Wall E-Track
- 16" On-Center Tube Sidewall Posts
- 16" On-Center Full Height Floor Crossmembers
- Torsion Axles
- Double Rear Doors with Rear Step Bumper
- Extended Tongue with Adjustable Coupler and 7K Jack
- 30 Amp Electrical Package
- Salem Sidewall Vents
- Rear Drop-Down Stab Jacks with Sand Pads

Size	GVWR
7' x 12' - 7' x 20'	7K
8.5' x 12' - 8.5' x 20'	7K
7' x 12' - 7' x 20'	10K
8.5' x 12' - 8.5' x 20'	10K

FREELANCER



Exterior



Optional H/D
Ladder Racks

Size	GVWR
7' x 12' - 7' x 20'	7K
8.5' x 12' - 8.5' x 20'	7K
7' x 12' - 7' x 20'	10K
8.5' x 12' - 8.5' x 20'	10K

FEATURES

- Reinforced Roof with 8" On-Center Bows
- 16" On-Center Tube Sidewall Posts
- 16" On-Center Full Height Floor Crossmembers
- Torsion Axles
- Double Rear Doors Or Ramp Door with Flap
- Extended Tongue with Adjustable Coupler and 7K Jack
- 30 Amp Electrical Package



RECREATIONAL TRAILERS

SUB-ZERO ALUMINUM



Exterior



Optional Interior

FEATURES

- All Aluminum
- 16" On-Center Tube Walls
- 16" On-Center Tube Floor Crossmembers
- 16" On-Center Tube Roof Bows
- Front and Rear Ramp Doors with Spring Assist
- .030 Screwless Exterior
- 12" Flaps on Both Ramps with Hingeless Brackets

Size	GVWR
7' x 19' - 7' x 29'	7K



RANGER UTV DLX



Exterior Options Available



Interior Options Available

Size	GVWR
7.5' x 14' - 7.5' x 20'	10K

FEATURES

- Off The Grid Trailer with Sprint Top Roof Style
- 16" On-Center Sidewall Posts, Crossmembers, and Roof Bows
- Sink and Cassette Toilet
- Off Road Black Aluminum Wheels
- Extra Height For UTV's
- .030 Screwless Exterior
- Happi-Jac Bed with Queen Size Mattress
- Insulated Ceiling
- Egress Windows





THE IMPACT TRAILERS ADVANTAGE

BUILT TO A HIGHER STANDARD

Impact has been known for innovation, durability and unequalled performance. Impact offers a wide selection of trailers with unbeatable features and value. Whether you need a specially-customized trailer for your business or a no-frills trailer for everyday towing, Impact has the perfect solution.



1 TUBE MAIN RAILS

Lighter than I-Beam competitors while providing more torsional rigidity. Our trailers haul more and last longer.



2 FULL HEIGHT Z-CROSSMEMBERS

Standard on all steel frames, Z-shapes maximize strength without adding weight. This provides you with a true unibody frame.



FULLY WELDED WHEELBOXES

Protect your valuables from the elements by tying the wheelbox to the elements. This prevents dust and debris from blanketing your cargo.

6 CROWNED TUBE ROOF BOWS

Superior to stamped hat sections, crowned tube bows transfer vertical loads to the sidewalls for added strength and shed water more effectively than flat roofs.



REINFORCED PLATE

7 ga steel bentline reinforces the tongue assembly to the main rail. This distributes the forces over a wider area and picks up the full strength of tube tongue members.

7 ELECTRIC BRAKES

When it comes to safety, we will never cut corners. Gel-coat fittings are used on all brake connections. All tandem and triple axle models have brakes on all axles.



DUST WALL DESIGN

Featured on 8.5' models, it prevents water, dust, and debris from entering the interior and inner wall cavity while adding strength as a structural component. All other models are sealed by the wall sitting on the frame rail.

TIE DOWNS

All of our recessed floor mounted D-rings are bolted to a frame-welded backing plate.



HEAVY DUTY HINGES

All ramp doors are standard with heavy duty hinges, grease zerks and a solid 3/4" steel rod for added strength.



OPTIONS

5,000 LB. D-RING



ALUMINUM WHEELS



REAR FLARE PACKAGE



11" DELUXE DOME LIGHT




CUSTOM INTERIOR




SUMMIT RAMP DOOR



RECESSED E-TRACK




BLACK LON COIN



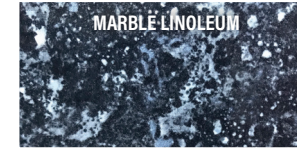
CHECKERBOARD LINOLEUM



RUBBER ATP



MARBLE LINOLEUM



INTERIOR CABINETS AND SHELF
WITH ELECTRICAL PACKAGE



REAR STABILIZER JACKS




BLACKOUT PACKAGE WITH UTV ESCAPE DOOR



HEAVY DUTY LADDER RACKS
WITH ROLLER



CUSTOM INTERIOR



ULTIMATE ESCAPE DOOR





Impact Trailers Division
Novae LLC
19224 Co Rd 8, Bristol, IN 46507



SCAN TO VISIT
OUR WEBSITE



impact-trailers.com

Information printed in this brochure is based upon the latest product data available at the time of printing. Impact reserves the right to make changes at any time pursuant to colors, materials, models, specifications, options or pricing without notice or obligation. All specifications are approximate and dimensions are nominal. Text may refer to optional equipment which may not be included as standard items on your model of choice. Photography and illustrations may also show optional items available at an additional cost. Consult your authorized Impact dealer for complete details. All rights reserved.

© 2023 Novae LLC



Authorized Impact Trailer Dealer

